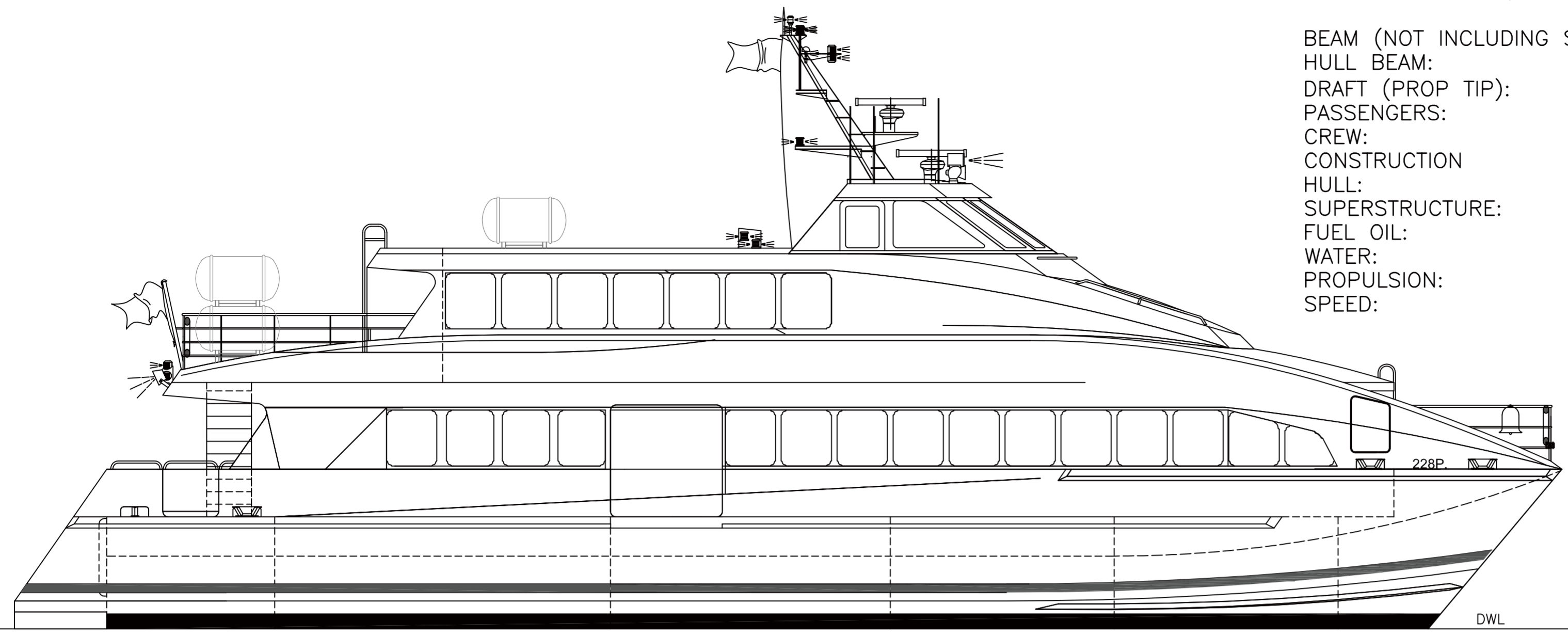


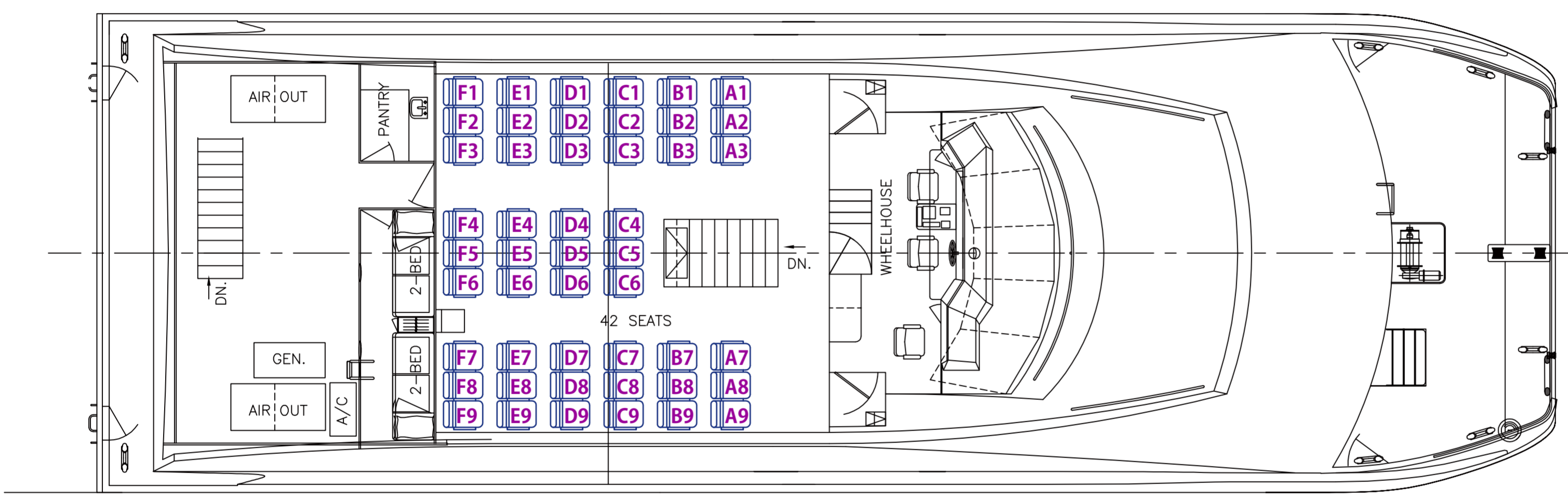
# SPECIFICATIONS

OVERALL LENGTH (EXC. APPENDAGES):	26.0 m
BEAM (NOT INCLUDING SPONSONS):	8.5 m
HULL BEAM:	2.5 m
DRAFT (PROP TIP):	1.8 m
PASSENGERS:	80 P
CREW:	6 P
CONSTRUCTION	MARINE GRADE ALUMINIUM
HULL:	MARINE GRADE ALUMINIUM
SUPERSTRUCTURE:	2x3000 litres
FUEL OIL:	2x1000 litres
WATER:	PROPELLERS
PROPULSION:	27.3 knots
SPEED:	



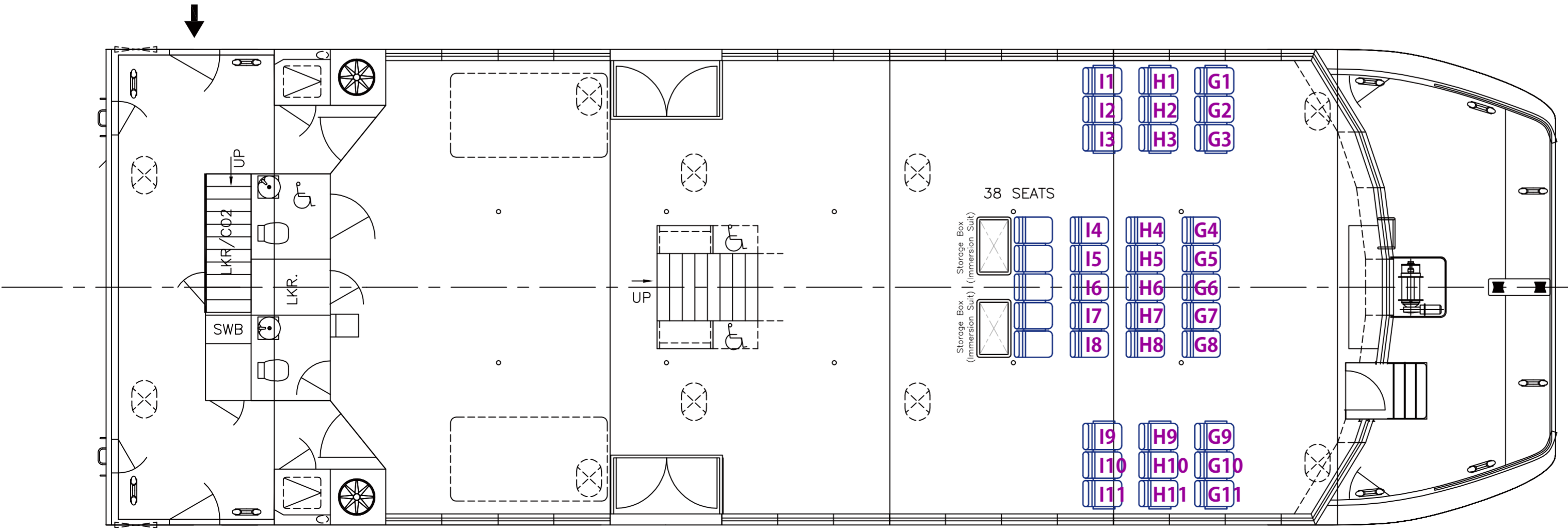
0 (W.T.) 1 2 3 (W.T.) 4 5 6 7 8 9 10 (W.T.) 11 12 13 14 (W.T.) 15 16 17 18 (W.T.) 19 20 21 22 (W.T.) 23 24 25 26

STARBOARD PROFILE



0 (W.T.) 1 2 3 (W.T.) 4 5 6 7 8 9 10 (W.T.) 11 12 13 14 (W.T.) 15 16 17 18 (W.T.) 19 20 21 22 (W.T.) 23 24 25 26

MID DECK PLAN



0 (W.T.) 1 2 3 (W.T.) 4 5 6 7 8 9 10 (W.T.) 11 12 13 14 (W.T.) 15 16 17 18 (W.T.) 19 20 21 22 (W.T.) 23 24 25 26

MAIN DECK PLAN